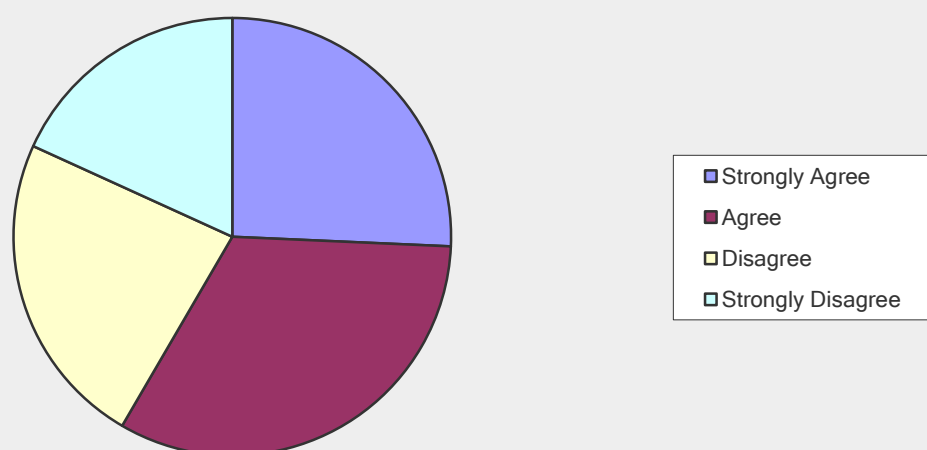


### Council Tax Reduction Scheme 2016/17 consultation

**Proposal A** - Reduce the amount of savings you can have and still receive Council Tax Support. Current scheme: Up to £6,000 of capital/ savings/ investments and any other assets is ignored in calculating the level of Council Tax Support. Between £6,000 and £16,000 we add £1 to the weekly income used to decide entitlement for every £250 or part thereof. The value of a person's home is also ignored. Proposed change: Where the value of capital/ savings/ investments and any other assets held is £6,000 or more no Council Tax Support will be granted. The value of a person's home will still be ignored. Example 1: Mr and Mrs W have four children, aged 14, 4, 2 and 1. Mr W is unemployed and receives Job Seekers Allowance, Mrs W receives Child Tax Credit, Child Benefit, child maintenance and Personal Independence Payments for one of the children. They have capital/savings of £15,900. Their total weekly income is £614.47. The weekly Council Tax charge is £34.55. They currently receive Council Tax Support of £29.29 leaving them with £5.26 per week to pay. The proposed change would mean they no longer get any Council Tax Support and have to pay the full charge. Example 2: Mr and Mrs L have two children aged 1 and 15. Mr L works and the family also receive Child Benefit and Child Tax Credit. Their total weekly income is £253.62 a week. They also have savings of £10,486. The weekly Council Tax charge is £25.98 a week and they currently receive £22.02 a week Council Tax Support. This leaves them with £3.96 to pay. The proposed change would mean they no longer qualify and have to pay the full charge. In respect of this statement do you:

Answer Options	Response Percent	Response Count
Strongly Agree	25.7%	69
Agree	32.7%	88
Disagree	23.4%	63
Strongly Disagree	18.2%	49
Please write in the box below what you think of this proposal and if relevant how it could affect you.		107
<b><i>answered question</i></b>		<b>269</b>
<b><i>skipped question</i></b>		<b>7</b>

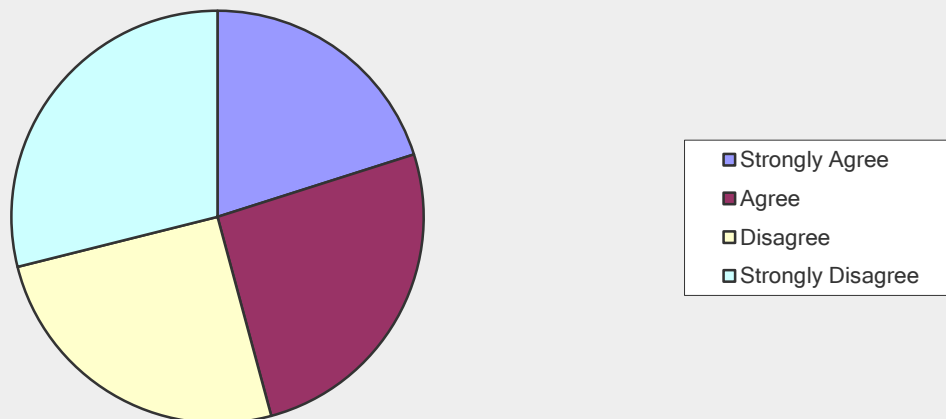
Proposal A - Reduce the amount of savings you can have and still receive Council Tax Support



**Proposal B** - Introduce a self-employed minimum income Current scheme: Actual income from self-employment is used in the calculation of Council Tax Support Proposed change: We would use a minimum income for the self-employed. This would be in line with the UK Minimum Wage/new national Living Wage for 35 hours a week. From October 2015 the Minimum Wage will be £6.70 an hour. The rate for 18 to 20 year olds will be £5.30 an hour. The new national Living Wage will be £7.20 from April 2016. This minimum income would not be applied during the first year of self-employment. If a self-employed person has restrictions on the number of hours they can work we will work out the minimum income proportionately. Example 1: Mr and Mrs D have five children, aged 14, 13, 11, 9, & 7. Mr D is self- employed with a declared income of £17.06 a week and receives Working Tax Credit. Mrs D receives Child Tax Credit, Child Benefit, Carers Allowance and Disability Living Allowance (DLA) for 2 of the children. Their total weekly income is £888.83. Their weekly Council Tax charge is £23.94 and they currently receive £20.29 a week in Council Tax Support, leaving them £3.65 to pay. Applying the minimum income would mean we use £234.50 a week instead of the declared £17.06 a week for Mr D's self-employment. Mr and Mrs D would no longer be entitled to any help so would have to pay all of the £23.94 weekly Council Tax, an increase of £20.29 a week. Example 2: Miss B lives alone, is self-employed with a declared income of £68.30 a week and receives Working Tax Credit of £52.55 giving a total income of £120.85 a week. The weekly Council Tax charge is £16.35 after a 25% single person discount has been given. She currently also receives £9.23 in Council Tax Support leaving her with £7.12 per week to pay. Applying the minimum income would mean we use £234.50 a week instead of the declared £68.30 a week for Miss B's self-employment. Miss B would still receive the 25% single person discount but would no longer be entitled to Council Tax Support. She would have to pay £16.35 a week Council Tax, an increase of £9.23 a week. In respect of this statement do you:

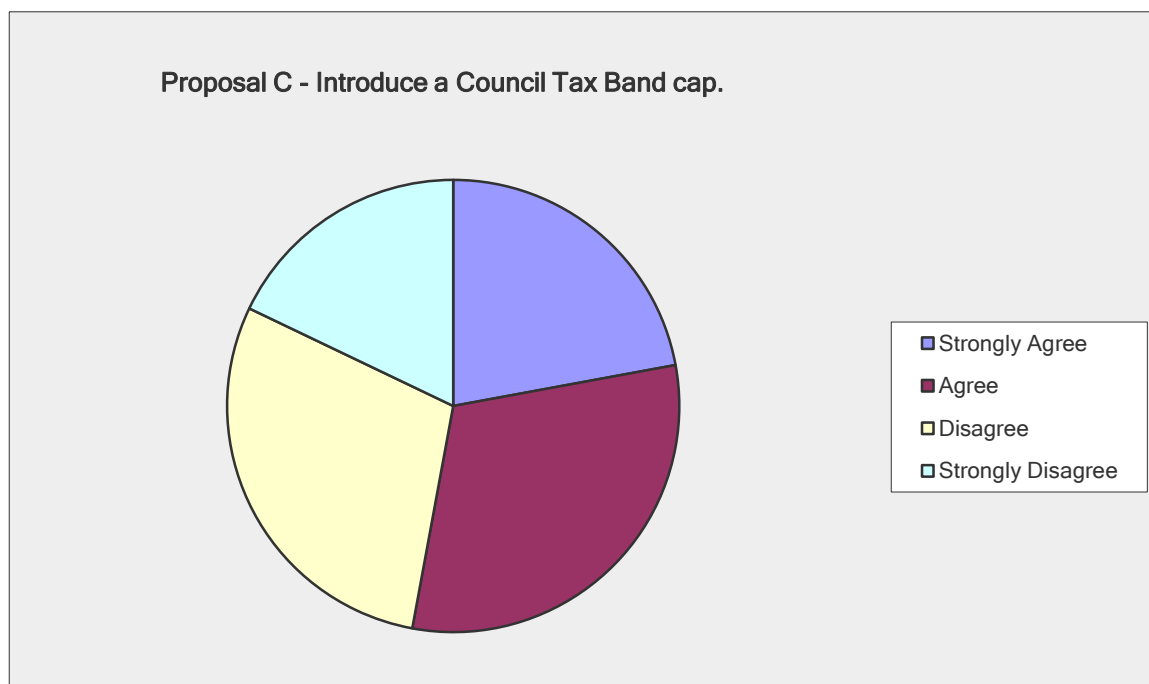
Answer Options	Response Percent	Response Count
Strongly Agree	20.1%	50
Agree	25.7%	64
Disagree	25.3%	63
Strongly Disagree	28.9%	72
Please write in the box below what you think of this proposal and if relevant how it could affect you.		86
<b><i>answered question</i></b>		<b>249</b>
<b><i>skipped question</i></b>		<b>27</b>

Proposal B - Introduce a self-employed minimum income



**Proposal C** - Introduce a Council Tax Band cap. Around 95% of working age Council Tax Support recipients live in properties in Council Tax band A, B or C. This proposal limits the amount of help people who live in a higher value property can get. Current scheme: The annual charge (less any discounts) for the Council Tax Band of the property the applicant lives in is used to calculate Council Tax Support entitlement. Proposed new scheme: Limit the charge used to calculate Council Tax Support entitlement to the Band C charge for the parish the applicant lives in. Example: Mrs B lives alone in a property which is in Council Tax Band E. The weekly charge for this property is £33.82. Mrs B currently receives a single person discount of £8.45 and her Council Tax Support of £9.95 leaving her with £15.42 per week to pay. The weekly charge for a Band C property in this parish is £24.60. Using this charge Mrs B's Council Tax Support is £4.13, which is a decrease of £5.82 a week meaning Mrs B has to pay an extra £5.82 more Council Tax per week. In respect of this statement do you:

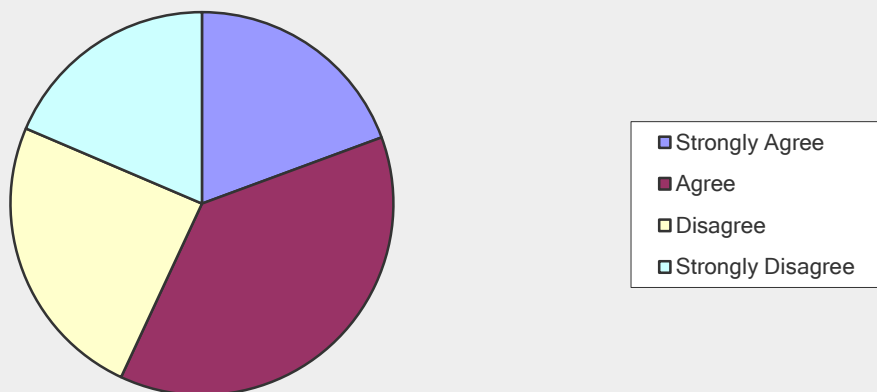
Answer Options	Response Percent	Response Count
Strongly Agree	22.1%	53
Agree	30.8%	74
Disagree	29.2%	70
Strongly Disagree	17.9%	43
Please write in the box below what you think of this proposal and if relevant how it could affect you.		73
<b><i>answered question</i></b>		<b>240</b>
<b><i>skipped question</i></b>		<b>36</b>



**Proposal D** - Increase the Income taper for those not working while keeping the current lower income taper for those in work. Current Scheme: For every £1 of weekly income above the basic needs allowance we reduce Council Tax Support by 20 pence a week. This is the same for those who work and those who do not. Proposed new scheme: For those who do not work we will reduce Council Tax Support by 65 pence for every £1 of weekly income above their basic needs allowance. Those who are working will not be affected by this change. Example 1: Mr G works and earns £100 a week. His basic need allowance is £90 a difference of £10 a week. We would reduce his Council Tax Support by £2 a week (this is 20% of £10). Example 2: Mr K does not work and has the same weekly income of £100. His basic need allowance is £90 a difference of £10 a week. We would reduce his Council Tax Support by £6.50 a week (this is 65% of £10). In respect of this statement do you:

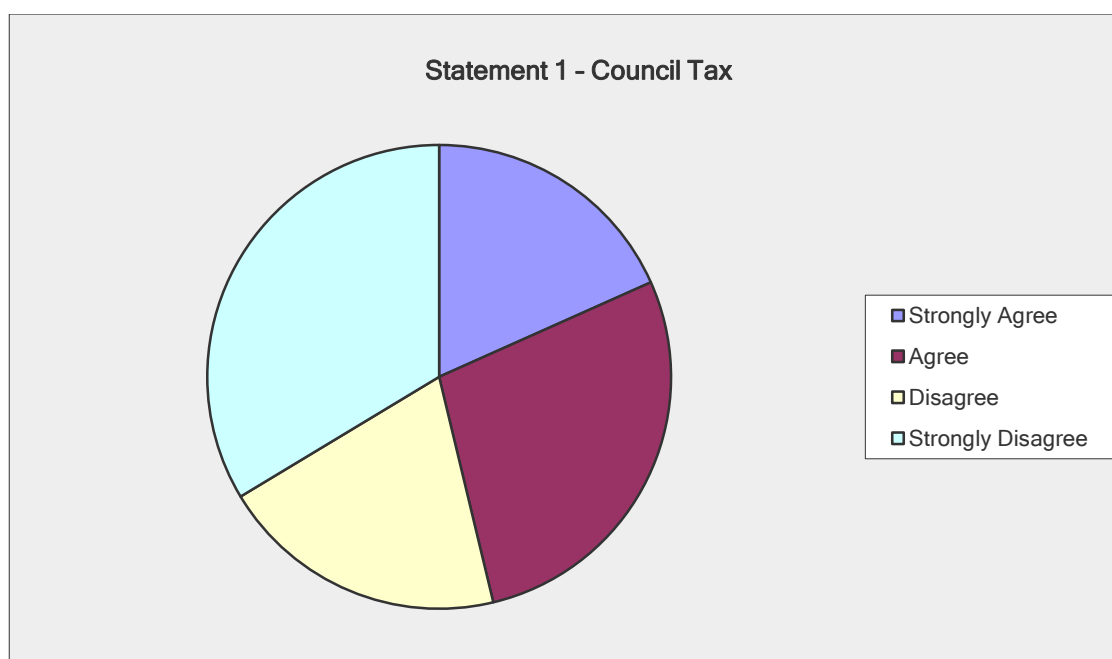
Answer Options	Response Percent	Response Count
Strongly Agree	19.4%	46
Agree	37.6%	89
Disagree	24.5%	58
Strongly Disagree	18.6%	44
Please write in the box below what you think of this proposal and if relevant how it could affect you.		73
<b><i>answered question</i></b>		<b>237</b>
<b><i>skipped question</i></b>		<b>39</b>

Proposal D - Increase the Income taper for those not working while keeping the current lower income taper for those in work.



**Statement 1 - Council Tax** I would pay more Council Tax to help pay for Council Tax Support  
**Example -** If you live in a Band D property an increase of 5% in the South Somerset charge would cost you an extra £7.39 per year and raise £424,400. In respect of this statement do you:

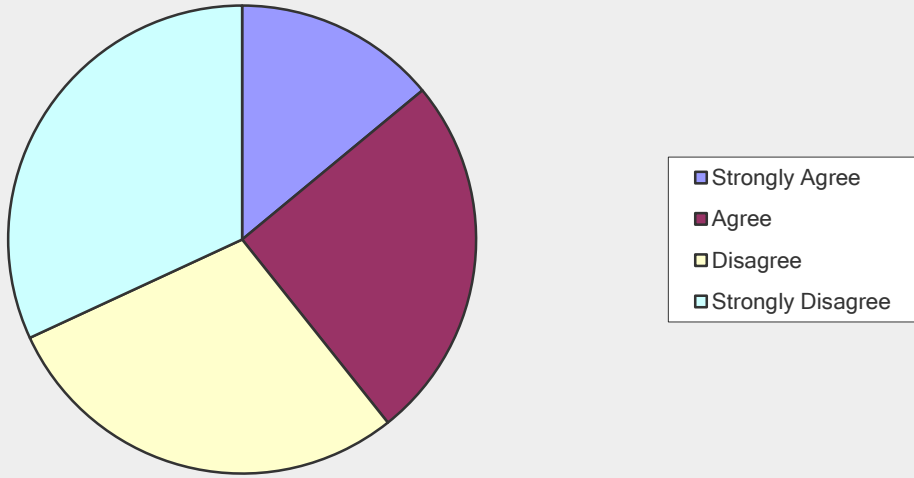
Answer Options	Response Percent	Response Count
Strongly Agree	18.3%	42
Agree	27.9%	64
Disagree	20.1%	46
Strongly Disagree	33.6%	77
Please write in the box below what you think of this proposal and if relevant how it could affect you.		78
<b>answered question</b>		<b>229</b>
<b>skipped question</b>		<b>47</b>



**Statement 2 - Service cuts** The level and range of local services should be reduced to help pay for Council Tax Support. **Example -** If the Council were to reduce support for leisure activities by £400,000 it could affect your local swimming pool, Country Park or play areas. In respect of this statement do you:

Answer Options	Response Percent	Response Count
Strongly Agree	14.0%	32
Agree	25.3%	58
Disagree	28.8%	66
Strongly Disagree	31.9%	73
Please write in the box below what you think of this proposal and if relevant how it could affect you.		70
<b>answered question</b>		<b>229</b>
<b>skipped question</b>		<b>47</b>

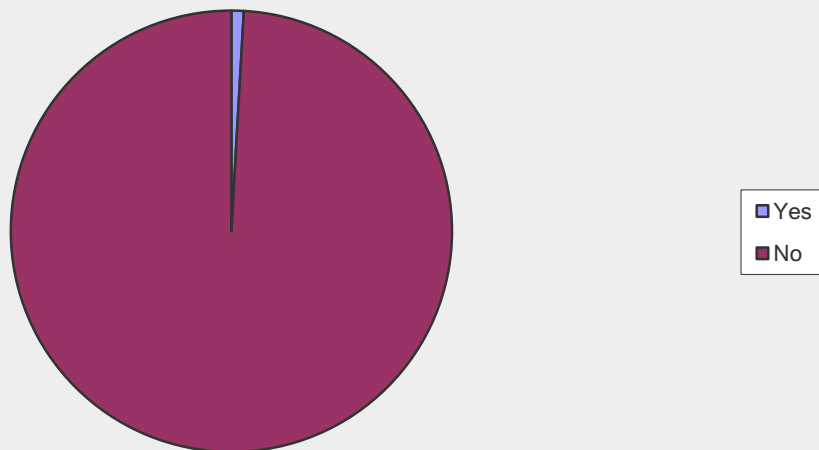
Statement 2 - Service cuts



Are you completing this form on behalf of an organisation or group?

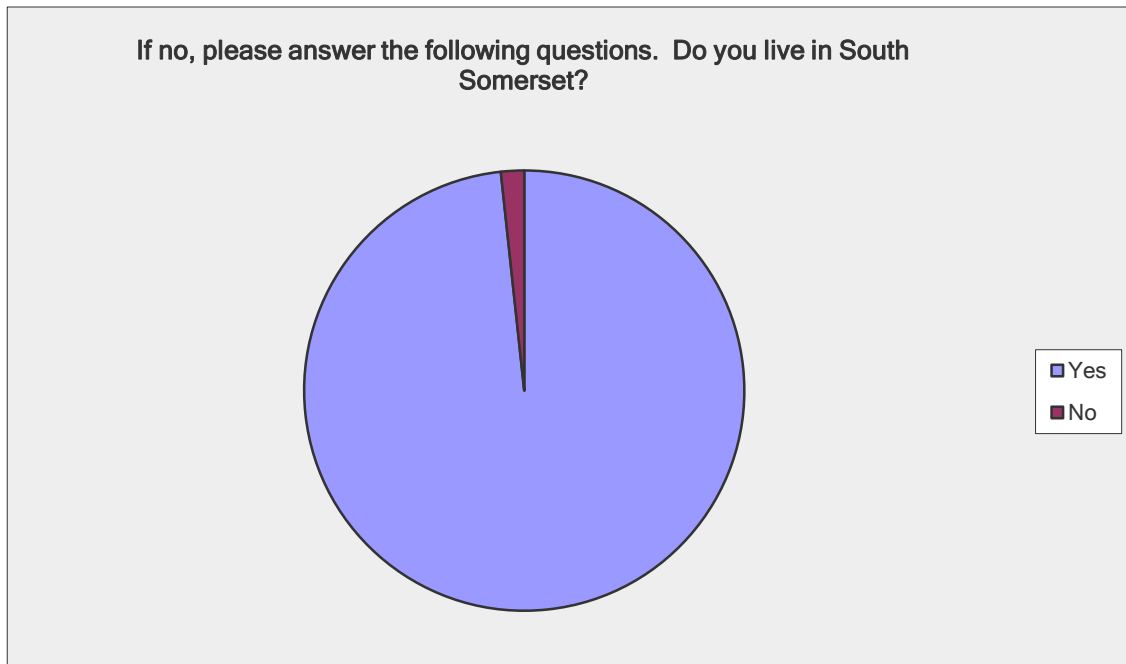
Answer Options	Response Percent	Response Count
Yes	0.9%	2
No	99.1%	225
If yes, please tell us the name of the organisation/group and add any other comments you wish to make.		6
<b>answered question</b>		<b>227</b>
<b>skipped question</b>		<b>49</b>

Are you completing this form on behalf of an organisation or group?



If no, please answer the following questions. Do you live in South Somerset?

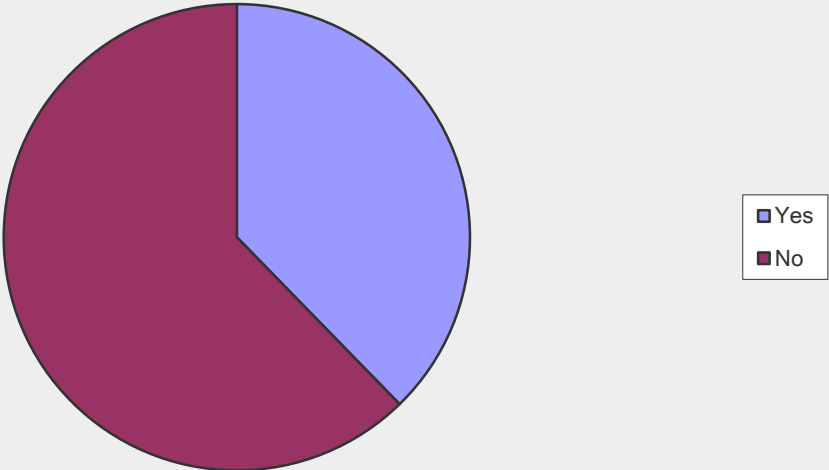
Answer Options	Response Percent	Response Count
Yes	98.3%	226
No	1.7%	4
<i>answered question</i>		<b>230</b>
<i>skipped question</i>		<b>46</b>



Are you currently receiving Council Tax Support?

Answer Options	Response Percent	Response Count
Yes	37.7%	86
No	62.3%	142
<i>answered question</i>		<b>228</b>
<i>skipped question</i>		<b>48</b>

Are you currently receiving Council Tax Support?

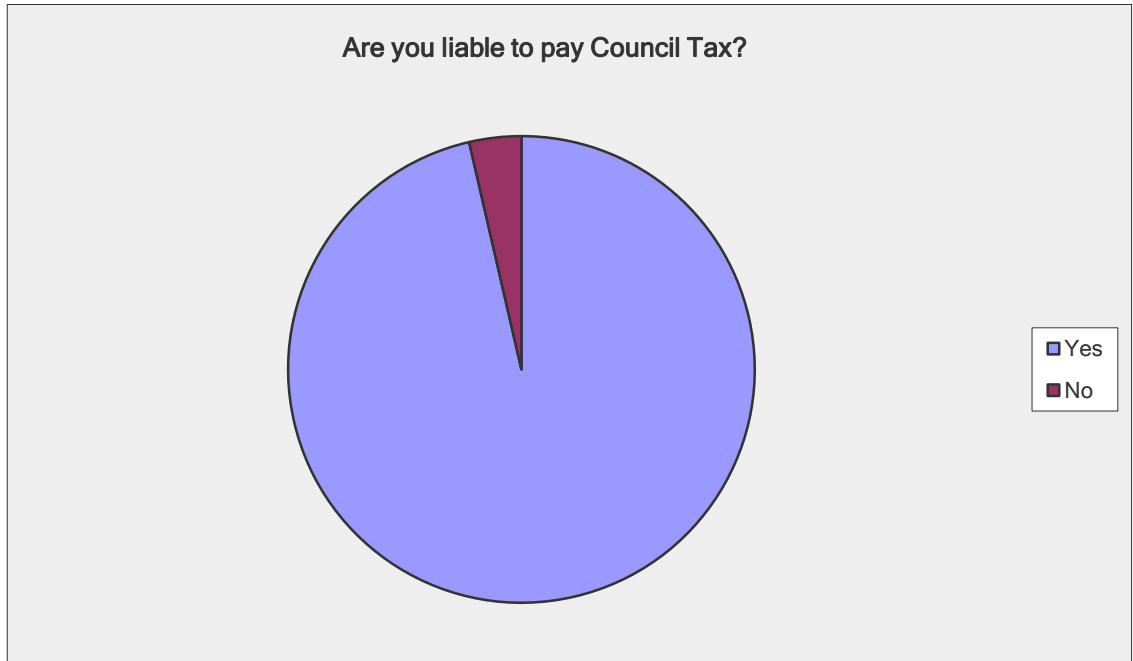


Are you or your partner?		
Answer Options	Response Percent	Response Count
In full or part-time work	70.6%	125
Self-employed	33.9%	60
<i>answered question</i>		<b>177</b>
<i>skipped question</i>		<b>99</b>



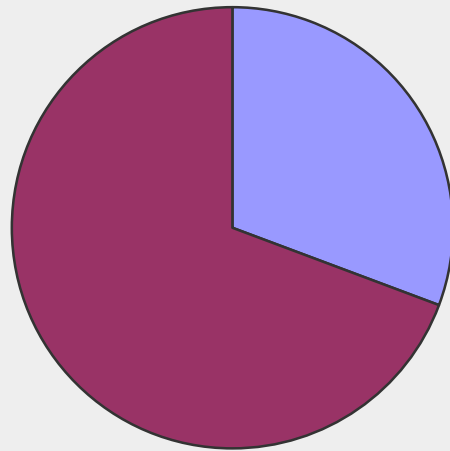


Are you liable to pay Council Tax?		
Answer Options	Response Percent	Response Count
Yes	96.4%	217
No	3.6%	8
<i>answered question</i>		<b>225</b>
<i>skipped question</i>		<b>51</b>



Do you have pre-school or school age children in your household?		
Answer Options	Response Percent	Response Count
Yes	30.7%	70
No	69.3%	158
<i>answered question</i>		<b>228</b>
<i>skipped question</i>		<b>48</b>

Do you have pre-school or school age children in your household?



■ Yes  
■ No

Are you currently serving in the Armed Forces?

Answer Options

Response Percent

Response Count

Yes

0.9%

2

No

99.1%

223

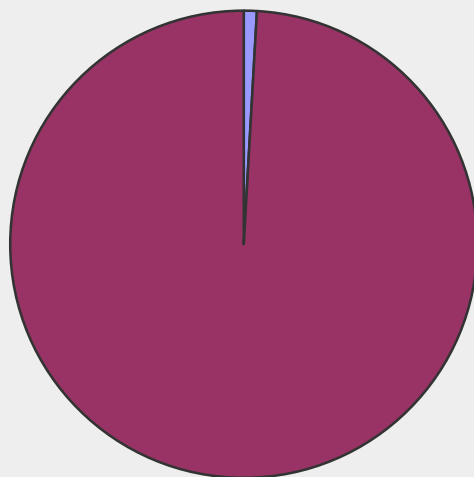
*answered question*

225

*skipped question*

51

Are you currently serving in the Armed Forces?



■ Yes  
■ No

## Council Tax Reduction Scheme 2016/17 consultation

### How would you describe your ethnic origin?

#### A) White

Answer Options	English	Welsh	Scottish	Northern Irish	Irish	Gypsy or Irish Traveller	Other White Background	Response Count
I am	194	4	3	0	0	0	8	209

#### B) Asian or Asian British

Answer Options	Indian	Pakistani	Bangladeshi	Chinese	Other Asian Background	Response Count
I am	0	0	0	0	1	1

#### C) Mixed / Multiple ethnic Background

Answer Options	White & Black Caribbean	White & Black African	White & Asian	Other Mixed / multiple background	Response Count
I am	0	0	0	1	1

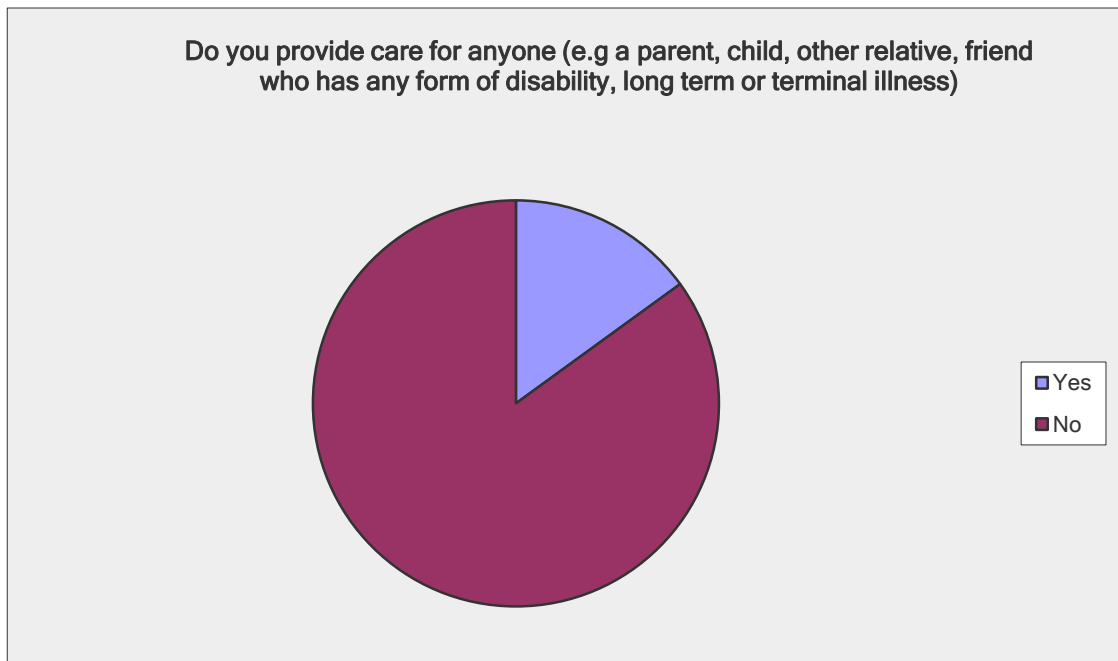
#### D) Black or Black British

Answer Options	Caribbean	African	Other Black Background	Response Count
I am	0	0	0	0

								Question Totals
E) Other ethnic group (please state)								11
							<i>answered question</i>	210
							<i>skipped question</i>	66

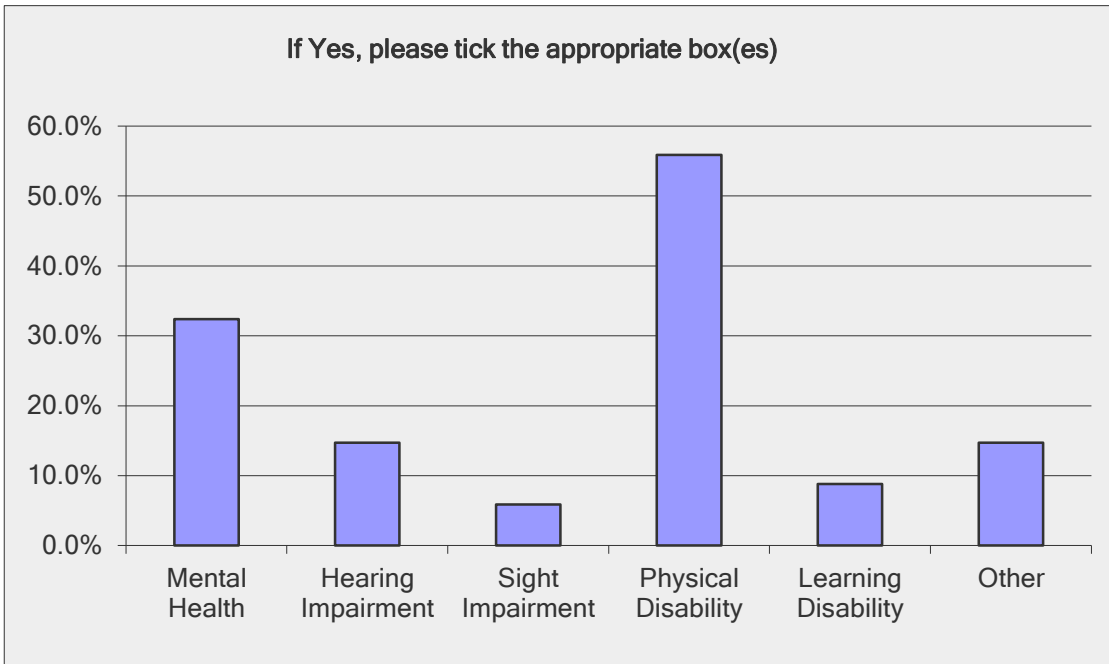
Do you provide care for anyone (e.g. a parent, child, other relative, friend who has any form of disability, long term or terminal illness)

Answer Options	Response Percent	Response Count
Yes	15.0%	34
No	85.0%	192
<i>answered question</i>		<b>226</b>
<i>skipped question</i>		<b>50</b>



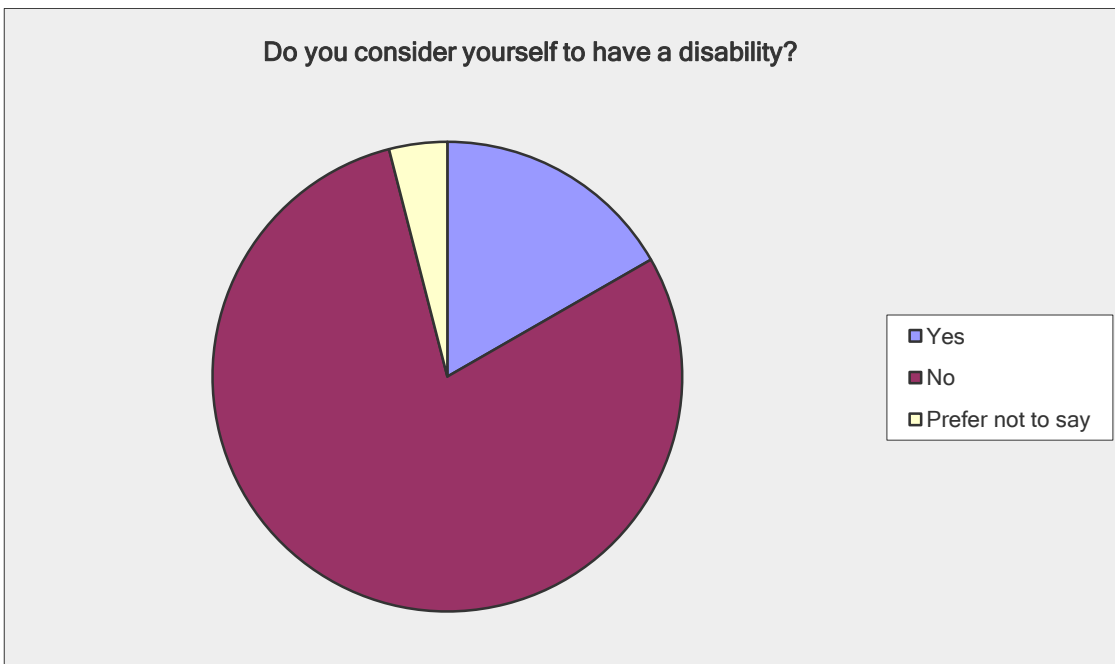
If Yes, please tick the appropriate box(es)

Answer Options	Response Percent	Response Count
Mental Health	32.4%	11
Hearing Impairment	14.7%	5
Sight Impairment	5.9%	2
Physical Disability	55.9%	19
Learning Disability	8.8%	3
Other	14.7%	5
<i>answered question</i>		<b>34</b>
<i>skipped question</i>		<b>242</b>

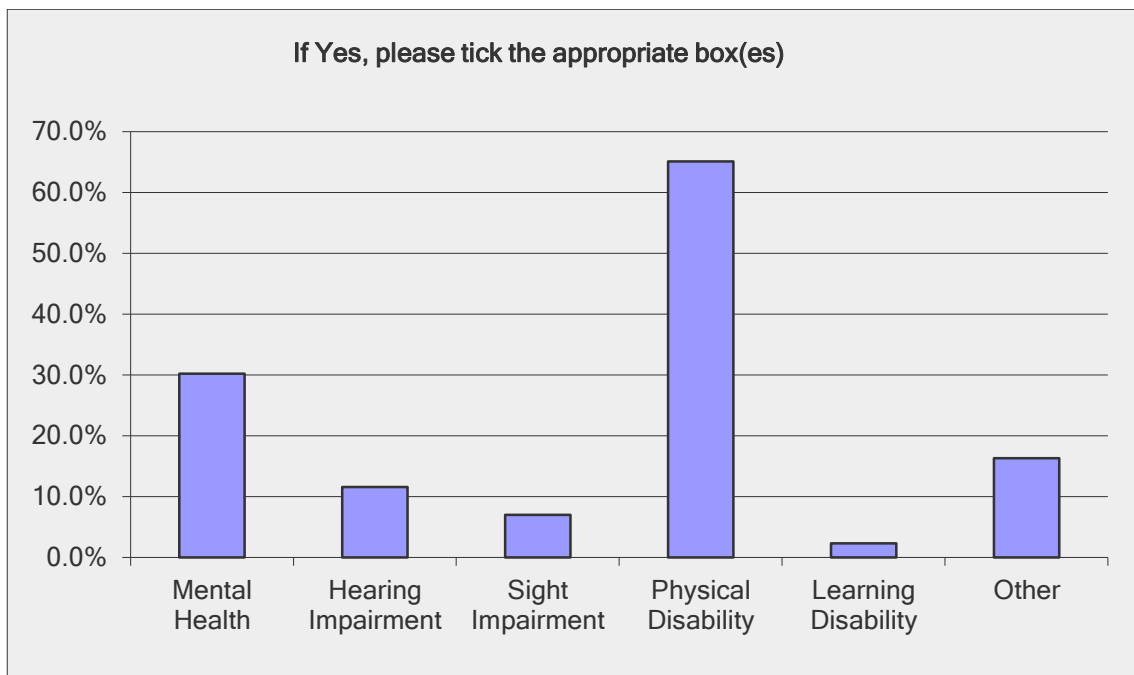


**Do you consider yourself to have a disability?**

Answer Options	Response Percent	Response Count
Yes	16.7%	38
No	79.3%	180
Prefer not to say	4.0%	9
<i>answered question</i>		<b>227</b>
<i>skipped question</i>		<b>49</b>

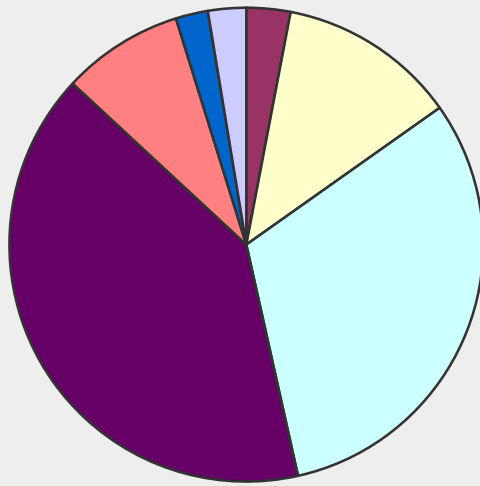


If Yes, please tick the appropriate box(es)		
Answer Options	Response Percent	Response Count
Mental Health	30.2%	13
Hearing Impairment	11.6%	5
Sight Impairment	7.0%	3
Physical Disability	65.1%	28
Learning Disability	2.3%	1
Other	16.3%	7
<i>answered question</i>		<b>43</b>
<i>skipped question</i>		<b>233</b>



How old are you?		
Answer Options	Response Percent	Response Count
0 to 17	0.0%	0
18 to 24	3.0%	7
25 to 34	12.2%	28
35 to 49	31.3%	72
50 to 64	40.4%	93
65 to 74	8.3%	19
75+	2.2%	5
Prefer not to say	2.6%	6
<i>answered question</i>		<b>230</b>
<i>skipped question</i>		<b>46</b>

### How old are you?

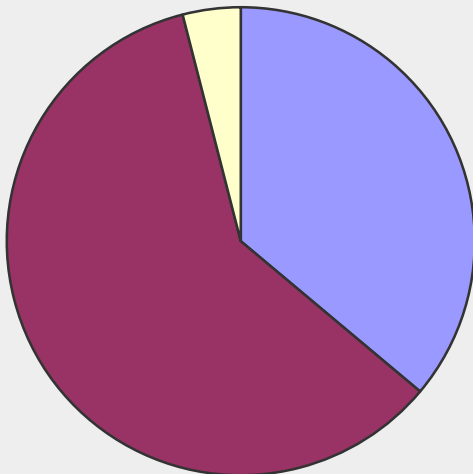


- 0 to 17
- 18 to 24
- 25 to 34
- 35 to 49
- 50 to 64
- 65 to 74
- 75+
- Prefer not to say

### Are you?

Answer Options	Response Percent	Response Count
Male	36.1%	82
Female	59.9%	136
Prefer not to say	4.0%	9
<i>answered question</i>		<b>227</b>
<i>skipped question</i>		<b>49</b>

### Are you?



- Male
- Female
- Prefer not to say